



HAL
open science

Synthesis and characterization of diblock and statistical copolymers based on hydrolyzable siloxy silylester methacrylate monomers

Marlene Lejars, André Margaillan, Christine Bressy

► **To cite this version:**

Marlene Lejars, André Margaillan, Christine Bressy. Synthesis and characterization of diblock and statistical copolymers based on hydrolyzable siloxy silylester methacrylate monomers. *Polymer Chemistry*, 2014, 5 (6), pp.2109 - 2117. hal-00972026

HAL Id: hal-00972026

<https://univ-tln.hal.science/hal-00972026>

Submitted on 3 Apr 2014

HAL is a multi-disciplinary open access archive for the deposit and dissemination of scientific research documents, whether they are published or not. The documents may come from teaching and research institutions in France or abroad, or from public or private research centers.

L'archive ouverte pluridisciplinaire **HAL**, est destinée au dépôt et à la diffusion de documents scientifiques de niveau recherche, publiés ou non, émanant des établissements d'enseignement et de recherche français ou étrangers, des laboratoires publics ou privés.

Synthesis and characterization of diblock and statistical copolymers based on hydrolyzable siloxy silylester methacrylate monomers†

Cite this: *Polym. Chem.*, 2014, 5, 2109

Marlène Lejars,* André Margaillan and Christine Bressy

Statistical and diblock copolymers of bis(trimethylsiloxy)methylsilyl methacrylate (MATM2), a hydrolyzable monomer containing a silylester and a siloxane group, and methyl methacrylate (MMA) were synthesized by the RAFT process. The controlled character of the MATM2 RAFT polymerization using 2-cyanoprop-2-yl-dithiobenzoate (CPDB) or *S*-(2-cyanoprop-2-yl)-*S*-dodecyltrithiocarbonate as chain transfer agents was assessed by linear pseudo-first-order kinetics, linear molar mass growth with monomer conversion and low molar-mass dispersity. The hydrolysis kinetics of pMATM2 homopolymers was investigated by *in situ* ¹H-NMR and compared to several methacrylic homopolymers bearing hydrolyzable tri-alkylsilylester side groups. pMATM2-*block*-pMMA diblock copolymers were synthesized by *in situ* chain extension with methyl methacrylate, using pMATM2-CPDB as a macro-CTA. p(MATM2-*stat*-MMA) statistical copolymers were synthesized by simultaneous polymerization of MATM2 and MMA by the RAFT process. The monomer reactivity ratios for MATM2 ($r_1 = 1.29$) and MMA ($r_2 = 0.62$) were obtained from the Mayo Lewis equation using the least-squares method. All the copolymers synthesized by the RAFT process had molar masses close to the targeted values and low dispersities ($D_M < 1.15$). DSC analysis and contact angle measurements revealed the influence of the copolymer microstructure (statistical or diblock) on their glass transition temperature and surface energy.

Received 15th November 2013
Accepted 4th December 2013

DOI: 10.1039/c3py01603j

www.rsc.org/polymers

Introduction

The development of marine organisms (algae, mollusks, *etc.*), called fouling, on submerged structures can lead to a reduction of their performance, such as surface damage by biocorrosion, increased roughness of ship hulls, resulting in increased fuel consumption. Antifouling coatings have been developed to avoid the settlement of such fouling organisms.

The widely used Self-Polishing Coatings (SPCs) rely on the constant release of toxic biocides in the marine environment during the erosion of the coating.¹ In addition, the self-polishing effect of the coating also reduces the ability of fouling to attach to the surface. The erosion of the coating is achieved through the hydrolysis of the polymeric binder in seawater making the polymer water-soluble. Tri-alkylsilyl methacrylate polymers have been used in such coatings as the silylester bond can be hydrolyzed in seawater, and basic and acidic water. These hydrolyzable polymers were generally synthesized by conventional radical polymerization as statistical copolymers. However, Bressy and coworkers demonstrated a better control of the erosion rate of coatings containing copolymers based on

tert-butyldimethylsilyl methacrylate (TBDMSiMA) and methyl methacrylate (MMA) with a diblock microstructure compared to statistical copolymers.^{2,3}

Fouling Release Coatings (FRCs) represent a second type of antifouling coatings whose efficiency relies on the hydrophobicity and low surface energy of their poly(dimethylsiloxane) (PDMS) cross-linked matrix, without the use of biocides.⁴ These coatings limit the adhesion strength of marine organisms on their surface, so fouling can be easily removed by hydrodynamic forces when the boat is sailing.

The synthesis of new polymers which are both hydrolyzable and hydrophobic/low-surface energy materials is now being attractive for the development of environmentally friendly FRC-SPC hybrid antifouling coatings. In this way, graft copolymers based on TBDMSiMA and a hydrophobic/low surface energy PDMS methacrylate monomer have already been synthesized.⁵

In this paper we report, for the first time, the controlled polymerization of bis(trimethylsiloxy)methylsilyl methacrylate (MATM2), an original monomer combining both a hydrolyzable silylester structure, characteristic of SPC binders, and a siloxane moiety, characteristic of FRCs. The RAFT polymerization has been chosen among the reversible deactivation radical polymerization (RDRP) techniques due to its applicability to a wide range of monomers and tolerance of a wide variety of functional groups under mild conditions.^{6–8} Block copolymers with narrow

Université de Toulon, Laboratoire MAPIEM, EA 4323, 83957 La Garde, France. E-mail: marlene.lejars@univ-tln.fr; Fax: +334 94 14 24 48; Tel: +334 94 14 22 72

† Electronic supplementary information (ESI) available. See DOI: 10.1039/c3py01603j

molar mass distributions can be easily synthesized, without any impurities or residual reagents.

The homopolymerization of MATM2 was first studied, in conventional radical polymerization and RAFT polymerization, using 2-cyanoprop-2-yl dithiobenzoate (CPDB) or *S*-(2-cyanoprop-2-yl)-*S*-dodecyltrithiocarbonate (CTA-0610) as chain transfer agents (CTAs). Diblock and statistical copolymers were prepared by sequential or simultaneous polymerization of MATM2 with MMA using the RAFT process. The hydrolysis kinetics of pMATM2 homopolymers was investigated by *in situ* $^1\text{H-NMR}$ and compared to other hydrolyzable tri-alkylsilylester-based methacrylic homopolymers. DSC analysis and contact angle measurements were carried out to investigate the influence of the copolymer microstructure (statistical or diblock) on their glass transition temperature and surface energy.

Experimental section

Materials

Bis(trimethylsiloxy)methylsilyl methacrylate (MATM2) was kindly supplied by Momentive (Germany), distilled under reduced pressure and stored under argon before use. 2-Cyanoprop-2-yl dithiobenzoate (CPDB) and *S*-(2-cyanoprop-2-yl)-*S*-dodecyltrithiocarbonate (CTA-0610) were purchased from Strem Chemicals and used without further purification. 2,2'-Azobisisobutyronitrile (AIBN) was purchased from Aldrich and purified by recrystallization from methanol. Xylene was purchased from Acros and distilled under reduced pressure with CaH_2 before use. Methanol was purchased from Acros and used without further purification.

Analytical techniques

NMR spectroscopy. $^1\text{H-NMR}$ measurements were carried out on a Bruker Advance 400 (400 MHz) spectrometer with deuterated chloroform (CDCl_3) as a solvent at room temperature.

The hydrolysis kinetic studies were carried out in NMR tubes, adding 10 μL of a pH 10 buffer into 1 mL of a homopolymer solution (15 mg mL^{-1} in THF- d_6). $^1\text{H-NMR}$ spectra were recorded at different time intervals to monitor the evolution of the proportion of the hydrolyzed and non-hydrolyzed monomer units in the polymer.

Molar mass characterization. The number-average molar mass (M_n) and molar-mass dispersity (D_M) of the polymers were determined by Triple Detection Size Exclusion Chromatography (TD-SEC). Analyses were performed on a Viscotek apparatus composed of a GPC Max (comprising a degazer, a pump and an autosampler) with a TDA-302 (RI detector, right and low angle light scattering detector at 670 nm and viscometer), and a UV detector. The following Viscotek columns were used: a HHR-H precolumn, GMHHR-H and GMHHR-L ViscoGel columns. THF was used as the eluent with a flow rate of 1.0 mL min^{-1} at 30 $^\circ\text{C}$. Purified polymers were dissolved in THF at *ca.* 10 mg mL^{-1} and filtered on a 0.2 μm PTFE filter. Molar masses were calculated using the value of the refractive index increment dn/dc calculated for each purified polymer using the OmniSec software. For non-purified polymers, the molar masses were determined by TD-SEC

using an estimated value of their dn/dc (see ESI†). The theoretical molar mass M_n^{th} was obtained using eqn (1) where M_{monomer} and M_{CTA} are the molar masses of the monomer and the RAFT agent, respectively, and conv. refers to the monomer conversion.

$$M_n^{\text{th}} = \frac{[\text{monomer}]}{[\text{CTA}]} \times M_{\text{monomer}} \times \text{conv.} + M_{\text{CTA}} \quad (1)$$

Differential scanning calorimetry (DSC). The glass transition temperatures (T_g) of the polymers were measured with a Q100 differential scanning calorimeter (TA Instruments). After an annealing step at 150 $^\circ\text{C}$, the samples were cooled down to -50 $^\circ\text{C}$ at the maximum cooling rate of the instrument and then scanned at a heating rate of 20 $^\circ\text{C min}^{-1}$ from -50 to 150 $^\circ\text{C}$. The T_g values were determined as the midpoint between the onset and the end of a step transition using the TA Instruments Universal Analysis 2000 software.

Contact angle and surface energy measurements. Each purified polymer was solubilized in xylene, at a 40–50 wt% solid content, and applied on abraded poly(vinyl chloride) (PVC) substrates (*ca.* 25 mm \times 50 mm) with a bar-coater resulting in 100 μm dried thickness coatings. For polymers which cannot be purified, the reaction mixture was directly applied on PVC substrates. Solvent evaporation occurred at room temperature.

The contact angles and surface energies were obtained using a DIGIDROP apparatus (GBX Instrument) equipped with a syringe and a flat-tipped needle. 1 μL droplets of deionized water ($\gamma_L = 72.8 \text{ mJ m}^{-2}$, $\gamma_L^{\text{d}} = 21.8 \text{ mJ m}^{-2}$, and $\gamma_L^{\text{p}} = 51.0 \text{ mJ m}^{-2}$), glycerol ($\gamma_L = 64.0 \text{ mJ m}^{-2}$, $\gamma_L^{\text{d}} = 34.0 \text{ mJ m}^{-2}$, and $\gamma_L^{\text{p}} = 30.0 \text{ mJ m}^{-2}$) and diiodomethane ($\gamma_L = 50.8 \text{ mJ m}^{-2}$, $\gamma_L^{\text{d}} = 48.5 \text{ mJ m}^{-2}$, and $\gamma_L^{\text{p}} = 2.3 \text{ mJ m}^{-2}$) were deposited on the coated panels. The reported contact angles were an average of five individual measurements on different regions of the same coating. The surface energies were calculated by the Owens–Wendt method,⁹ considering the surface energy of the coating γ_s as the sum of a dispersive component γ_s^{d} and a polar component γ_s^{p} (eqn (2)).

$$\gamma_s = \gamma_s^{\text{d}} + \gamma_s^{\text{p}} \quad (2)$$

Polymer synthesis

Homopolymerization of MATM2. The RAFT homopolymerization of MATM2 was performed in xylene at 1.5 mol L^{-1} , using AIBN as an initiator, and CPDB or CTA-0610 as a chain transfer agent (CTA) with a molar ratio $[\text{CTA}]/[\text{AIBN}]$ of 5/1. The targeted molar mass (M_n^{target}) was 10 000 g mol^{-1} . In a typical experiment, a 30 mL solution of MATM2 (13.8 g, 45 mmol), CPDB (311.7 mg, 1.4 mmol) and AIBN (46.2 mg, 0.3 mmol) in xylene was prepared in a 100 mL round bottom flask equipped with a magnetic stir bar and argon supply. The reaction mixture was degassed through bubbling with argon, sealed, and then placed for 24 h in an oil bath previously heated at 70 $^\circ\text{C}$. Periodically, 100 μL aliquots of the reaction mixture were removed from the flask for kinetics and molar mass analysis. Then, the polymer was precipitated into methanol, filtered, and dried under vacuum for 48 h at room temperature.

Conventional radical homopolymerization of MATM2 was also carried out using the same experimental conditions but without the addition of CTA.

The MATM2 conversion was determined by $^1\text{H-NMR}$ analysis using eqn (3) where I_a is the integration intensity of resonances of vinylic protons at 5.6 ppm and I_c is the integration area of resonances of the three methyl protons $-\text{O}_3-\text{Si}-\text{CH}_3$ from both the polymer and the monomer at 0.3 ppm (Fig. S1†).

$$\text{Conv.} = 1 - \frac{I_a}{I_c/3} \quad (3)$$

Synthesis of pMATM2-*block*-pMMA diblock copolymers. pMATM2-*block*-pMMA copolymers, with $M_n^{\text{th}} = 20\,000\text{ g mol}^{-1}$, were synthesized by *in situ* chain extension, through the polymerization of MMA using pMATM2-CPDB as a macro-CTA. The diblock copolymers with a MATM2 content ranging from 10 to 50 mol% are designated as copolymers bXX, where b means block and XX is the MATM2 molar content (Table 1). As an example, run b20 in Table 1 was performed by adding MATM2 (11.5 g, 38 mmol), CPDB (296 mg, 1.3 mmol) and AIBN (44 mg, 0.3 mmol) in distilled xylene into a 250 mL round bottom flask equipped with a magnetic stir bar. The reaction mixture was degassed through bubbling with argon, sealed, and then placed for 24 h, in an oil bath previously heated at 70 °C. When the polymerization was achieved, a solution of MMA (15.0 g, 150 mmol) and AIBN (44 mg, 0.3 mmol) in distilled xylene previously degassed was added to the reaction mixture. The concentrations were determined so that the solid content at the

end of the polymerization was 40 wt%. The polymerization was conducted until no evolution of the monomer conversion. The polymers were precipitated into methanol, filtered and dried under vacuum for 48 h at room temperature.

Synthesis of p(MATM2-*stat*-MMA) statistical copolymers. The statistical copolymerization of MATM2 and MMA was carried out using a similar procedure to that used for the homopolymerization of MATM2. The statistical copolymers with a MATM2 content ranging from 10 to 50 mol% are designated as copolymers sXX, where s means statistical and XX is the MATM2 molar content (Table 2). As an example, run s20 in Table 2 was performed by mixing MATM2 (10.7 g, 35 mmol), MMA (14.0 g, 140 mmol), CPDB (276 mg, 1.2 mmol), AIBN (41 mg, 0.3 mmol) and distilled xylene into a 250 mL round bottom flask equipped with a magnetic stir bar. The monomer concentrations were determined so that the solid content at the end of the polymerization was 40 wt%. The reaction mixture was degassed through bubbling with argon, sealed, and then placed in an oil bath previously heated at 70 °C. The polymerization was conducted until no evolution of the monomer conversion. The polymers were precipitated into pentane or a mixture of methanol-pentane, filtered and dried under vacuum for 48 h at room temperature.

Determination of the reactivity ratios. Xylene solutions of MATM2 (1.50 mol L $^{-1}$), MMA (1.50 mol L $^{-1}$), CPDB (1.05 mol L $^{-1}$) and AIBN (60 mmol L $^{-1}$) were first prepared and added to the reaction mixtures to obtain concentrations of total monomers, CDPB and AIBN equal to 1.5 mol L $^{-1}$, 12 mmol L $^{-1}$

Table 1 CPDB-mediated RAFT synthesis of pMATM2-*block*-pMMA diblock copolymers

	pMATM2 macro-CTA				pMATM2- <i>block</i> -pMMA diblock copolymer					[MATM2]/[MMA] molar ratio	
	M_n^{th} _{pMATM2} ^a (g mol $^{-1}$)	M_n^{exp} _{pMATM2} ^b (g mol $^{-1}$)	D_M^b	MATM2 conv. (%) ^c	M_n^{th} ^d (g mol $^{-1}$)	M_n^{exp} ^b (g mol $^{-1}$)	D_M^b	dn/dc ^b	MMA conv. (%) ^c	Initial	Exp. ^c
b10	5000	6800	1.12	96	18 500	21 000	1.04	0.079	90	10/90	11/89
b20	8400	9800	1.10	95	18 800	18 600	1.08	0.072	91	20/80	22/78
b30	10 800	11 700	1.13	94	19 200	19 400	1.10	0.064	92	30/70	31/69
b50	14 200	15 200	1.13	94	19 700	20 000	1.14	0.054	93	50/50	52/48

^a Calculated using eqn (1). ^b Determined by TD-SEC. ^c Determined by $^1\text{H-NMR}$. ^d Calculated using the equation: $M_n^{\text{th}} = [\text{MMA}]/[\text{macro-CTA}] \times M_{\text{MMA}} \times \text{conv. (MMA)} + M_n^{\text{exp}}$ _{pMATM2}.

Table 2 CPDB-mediated RAFT synthesis of p(MATM2-*stat*-MMA) statistical copolymers

	M_n^{th} ^a (g mol $^{-1}$)	M_n^{exp} ^b (g mol $^{-1}$)	D_M^b	dn/dc	MATM2 conv. ^d (%)	MMA conv. ^d (%)	[MATM2]/[MMA] molar ratio	
							Initial	Exp. ^d
s10	18 600	21 000	1.04	0.075 ^b	95	93	10/90	10/90
s20	19 000	19 200	1.10	0.068 ^b	94	93	20/80	20/80
s30	18 500	18 100	1.05	0.063 ^c	93	93	30/70	30/70
s50	18 200	17 600	1.06	0.055 ^c	90	92	50/50	51/49

^a Calculated using eqn (1) taking into account the total concentration of monomers and the equivalent molar mass. ^b Determined by TD-SEC. ^c Calculated from polymer composition (see ESI). ^d Determined by $^1\text{H-NMR}$.

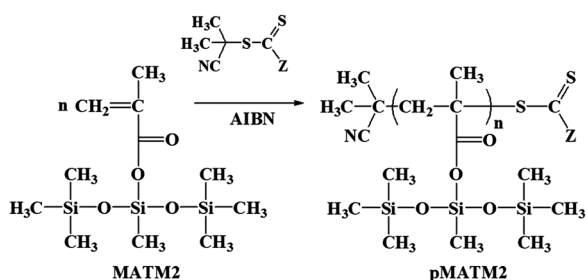
and 2.4 mmol L⁻¹, respectively. The molar ratio of MATM2 was increased from 0.1 to 0.9. The solutions were put in cylindrical tubes, degassed through bubbling with argon, sealed, and then placed simultaneously in an oil bath previously heated at 70 °C, for 90 min. The polymerization was stopped by rapid cooling in liquid nitrogen and by opening the polymerization tubes to air. The conversion and molar composition of the copolymers were determined by ¹H-NMR. Conversions of *ca.* 10% were obtained. The equation of Mayo–Lewis and the least squares method were used to determine the reactivity ratios (see ESI†).

Results and discussion

Homopolymerization of MATM2

To the best of our knowledge, there is no paper reporting the controlled radical polymerization of MATM2, and only one patent evoking its conventional radical copolymerization.¹⁰ MATM2 homopolymerization was performed using two different CTAs, CPDB and CTA-0610 (Scheme 1) and without the use of CTA (conventional radical polymerization). CPDB and CTA-0610 were used as they are well-known to efficiently control the polymerization of (meth)acrylate monomers.^{11–13} The polymerization was carried out in xylene solution, with [MATM2] = 1.5 mol L⁻¹ and [CTA]/[AIBN] = 5, based on optimal conditions evidenced for TBDMSiMA.¹⁴ The targeted molar mass was $M_n^{tg} = 10\,000\text{ g mol}^{-1}$ at 100% conversion.

The RAFT homopolymerization of MATM2 was found to proceed with high monomer conversion (conv. ≥ 92%) after 24 h in conventional and RAFT polymerization (Fig. S2†). An inhibition period, with virtually no polymerization, was observed for 35 min when CTA-0610 was used and 1 h with CPDB. This inhibition period, during the initial phase of the polymerization, is often reported in RAFT polymerization, and is generally associated (i) with a slow fragmentation rate of the initial intermediate macro-RAFT radical during the pre-equilibrium or (ii) a slow reinitiation rate of the leaving group of the initial RAFT agent.^{15–18} In the case of CPDB and CTA-0610, the leaving radical was [•]C(CH₃)₂CN, the same radical as those resulting from the thermal degradation of AIBN, a conventional initiator, so the inhibition period was preferentially associated with a slow fragmentation rate of the intermediate radical. This phenomenon was accentuated for the dithiobenzoate CPDB, as the intermediate radicals are stabilized by the phenyl group through radical delocalization in the aromatic system.¹⁶



Scheme 1 Homopolymerization of MATM2 by the RAFT process.

The plot of $\ln([M]_0/[M])$ versus the polymerization time is shown in Fig. 1. Contrary to conventional radical polymerization, in the presence of CPDB or CTA-0610, the kinetic plots were linear, indicating a first-order polymerization rate with respect to the monomer concentration and a constant concentration of the propagating radicals during the RAFT polymerization, revealing the absence of significant termination reactions. The RAFT homopolymerization of MATM2 proceeded at the same rate whatever the CTA used, but slower than in conventional radical polymerization due to the lower concentration of active species.

The number-average molar masses (M_n) of pMATM2 homopolymers were determined during the polymerization process by TD-SEC in THF, using the dn/dc value of pMATM2 determined on the homopolymer purified at the end of the reaction (dn/dc (pMATM2) = $0.044 \pm 0.001\text{ mL g}^{-1}$). The evolution of M_n and D_M versus conversion is shown in Fig. 2.

In conventional polymerization, high M_n values of $\sim 110\,000\text{ g mol}^{-1}$ were obtained at the end of the polymerization together

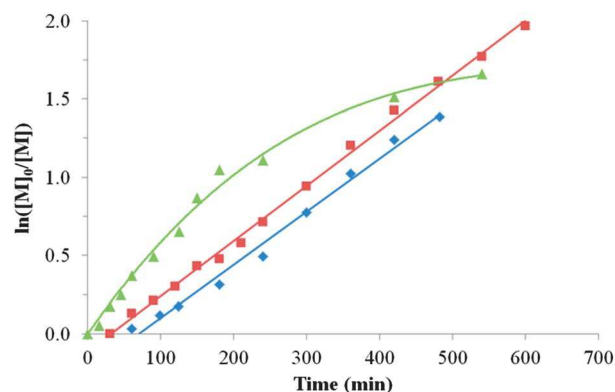


Fig. 1 Kinetic plots for the RAFT homopolymerization of MATM2, using \blacklozenge CPDB and \blacksquare CTA-0610 as chain transfer agents, and \blacktriangle without CTA. Conditions: xylene, 70 °C, [MATM2] = 1.5 mol L⁻¹, and [CTA]/[AIBN] = 5.

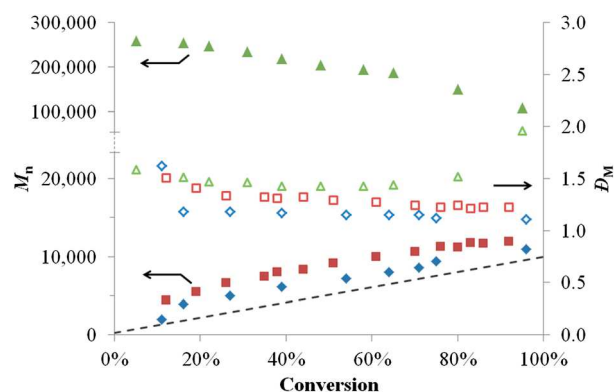


Fig. 2 Evolution of the molar mass M_n (\blacklozenge , \blacksquare , \blacktriangle) and molar-mass dispersity D_M (\blacklozenge , \blacklozenge , \blacktriangle) versus MATM2 conversion, using (\blacklozenge , \blacklozenge) CPDB and (\blacksquare , \blacksquare) CTA-0610 as chain transfer agents, and (\blacktriangle , \blacktriangle) without CTA. Conditions: xylene, 70 °C, [MATM2] = 1.5 mol L⁻¹, [CTA]/[AIBN] = 5, and $M_n^{tg} = 10\,000\text{ g mol}^{-1}$.

with relatively large molar-mass dispersity ($D_M > 2$). During the polymerization, the trends are a decrease of the molar masses and an increase of D_M , which are characteristic of conventional radical polymerization with no control of these polymerization features.

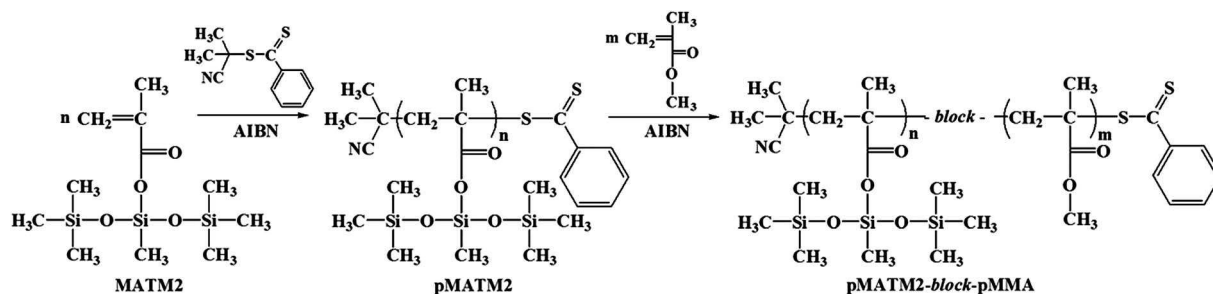
In the presence of CPDB or CTA-0610, the molar masses increased linearly with the MATM2 conversion indicating that no termination or transfer reactions occurred during the polymerization. Additionally, molar mass dispersities as low as 1.22 were obtained, revealing that all chains grew simultaneously. However, the experimentally observed molar masses were consistently higher than the theoretically predicted values, and a non-null molar mass can be extrapolated at zero conversion. This phenomenon has already been reported in other CPDB-mediated RAFT polymerization techniques and was attributed to a low chain-transfer constant of the CTA in the polymerization.^{19,20} Notwithstanding, the final molar masses obtained with CPDB and CTA0610 were close to the targeted molar mass ($M_n^{tg} = 10\,000\text{ g mol}^{-1}$).

These results (first order kinetics, linear evolution of molar masses *versus* conversion, and low dispersity) proved that the RAFT homopolymerization of MATM2 was controlled by both CPDB and CTA0610. Considering its cost/molar mass ratio, CPDB was selected rather than CTA-0610 for the synthesis of copolymers.

Synthesis of pMATM2-*block*-pMMA diblock copolymers

pMATM2-*block*-pMMA copolymers were obtained by sequential RAFT polymerization (Scheme 2). MATM2 was first polymerized in the presence of CPDB and then MMA was added in the reaction media, leading to the extension of the chains of pMATM2, previously formed *in situ*, and further used as a macro-CTA.

A kinetic study was carried out during the synthesis of diblock copolymers containing 20 mol% of MATM2 with $M_n^{tg} = 20\,000\text{ g mol}^{-1}$. The polymerization of MATM2 was performed in xylene, at 70 °C, using CPDB as a CTA, AIBN as an initiator, with $[CPDB]/[AIBN] = 5/1$. The targeted molar mass for the first block pMATM2 was 8800 g mol^{-1} . High MATM2 conversion was obtained after 24 h, leading to a pMATM2-CTA with $M_n = 9200\text{ g mol}^{-1}$ and $D_M = 1.10$ (determined by TD-SEC, $dn/dc = 0.044\text{ mL g}^{-1}$). The polymerization of MMA on pMATM2-CTA reached conversion of 90% after 48 h of reaction. The kinetic study by ¹H-NMR and TD-SEC of the copolymerization of MMA shown in Fig. 3 revealed the linearity of both the evolution of $\ln([M]_0/[M])$ *versus* time and the evolution of the molar mass *versus* conversion. Additionally, the dispersity remained low during the polymerization process ($D_M < 1.14$). No induction period was observed during the polymerization of the second block. This is a common feature in RAFT polymerization using macro-CTAs since the main equilibrium of reversible transfer is directly established when the second monomer is added. The absence



Scheme 2 Block copolymerization of MATM2 and MMA by the RAFT process.

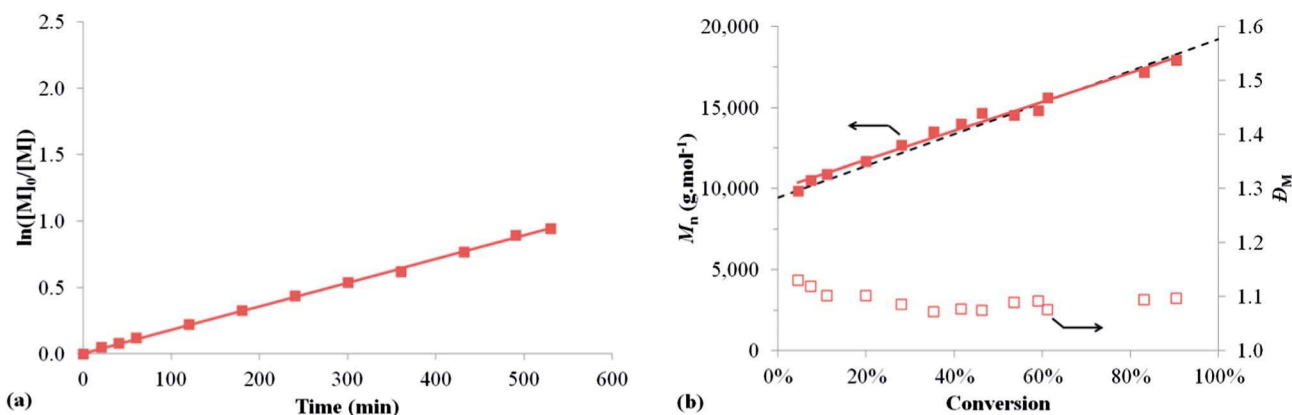


Fig. 3 (a) Evolution of $\ln([M]_0/[M])$ *versus* time and (b) evolution of the molar mass M_n and dispersity D_M *versus* conversion, during the polymerization of the second block of pMATM2-*block*-pMMA b20. M_n and D_M are determined by TD-SEC, based on the estimated dn/dc values (see ESI†).

of pre-equilibrium reactions enables to remove the inhibition period resulting from a low fragmentation constant rate of the intermediate radicals RS^*R and PS^*R .²¹

For all the range of pMATM2-*block*-pMMA copolymers, high MMA conversions were obtained after 48 h of reaction (conv. \geq 90%) (Table 1). Purified polymers were analyzed by TD-SEC to determine their dn/dc and consequently their absolute molar masses. Polymers with molar masses close to M_n^{th} were obtained with low molar-mass dispersity ($\mathcal{D}_M < 1.2$), demonstrating the control of the polymerization. An example of SEC chromatograms (RI signal) in Fig. 4 shows the peak related to the first pMATM2 block shifted toward lower elution times (higher molar masses), remaining narrow and monomodal for the corresponding diblock copolymer. This indicates the effective formation of the pMMA second block on the pMATM2 chains and the formation of diblock copolymers.

The molar composition of the copolymers was assessed *via* ¹H-NMR spectroscopy from integrations of the three protons of the $-OCH_3$ group in MMA (3.6 ppm) and the twenty-one protons of $-SiCH_3$ (0.4 to -0.1 ppm) monomer units. The experimental compositions of the synthesized diblock copolymers were close to the theoretical values (Table 1). Consequently, well-defined pMATM2-*block*-pMMA copolymers were synthesized by CPDB-mediated RAFT polymerization of MATM2 and MMA.

Synthesis of p(MATM2-*stat*-MMA) statistical copolymers

p(MATM2-*stat*-MMA) statistical copolymers were synthesized by simultaneous copolymerization of MATM2 and MMA, using

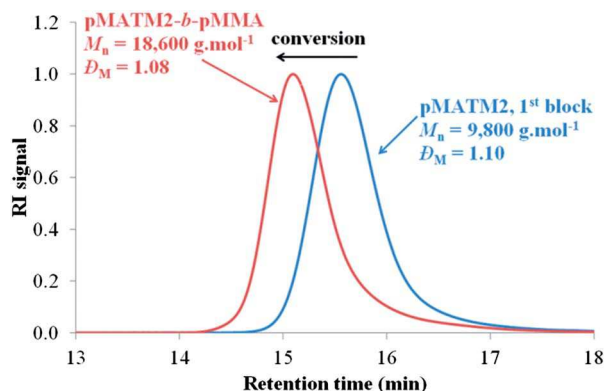


Fig. 4 SEC chromatograms of the pMATM2 first block and the final pMATM2-*block*-pMMA b20. CPDB-mediated RAFT polymerization, in xylene, at 70 °C (M_n and \mathcal{D}_M values determined by TD-SEC).

CPDB as a CTA and AIBN as an initiator (Scheme 3). The targeted molar mass was 20 000 $g\ mol^{-1}$ and the MATM2 content varied between 10 and 50 mol% of MATM2.

Relatively high monomer conversions were achieved for both monomers (conv. $>$ 90%) after 48 h (Table 2). Polymers were purified by precipitation in pentane (except for the copolymers s30 and s50 which did not precipitate in any common solvents). Purified polymers were analyzed by TD-SEC to determine their dn/dc value and consequently their absolute molar masses. For non-purified copolymers, an estimation of their dn/dc value was used (see ESI†). Polymers with molar masses close to the expected molar mass were obtained with low molar mass dispersity ($\mathcal{D}_M \leq 1.1$).

Reactivity ratios of MATM2 and MMA

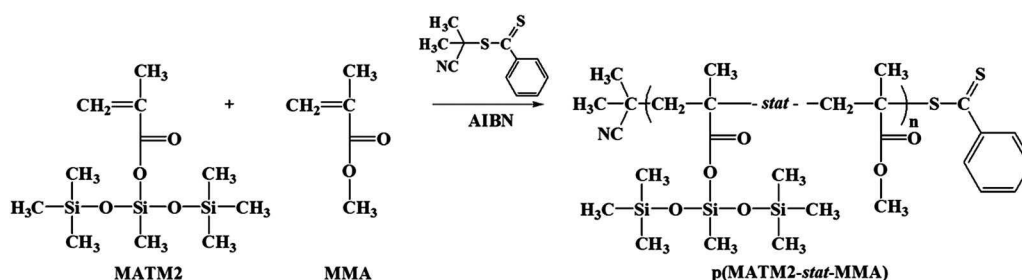
To determine the monomer reactivity ratios, a series of RAFT copolymerization reactions of MATM2 and MMA was also carried out to low conversion (\sim 10%) with a wide range of monomer feed ratios (from 10 to 90 mol% MATM2 in charge). Rather than using graphical methods such as Fineman-Ross²² or Kelen-Tudos,^{23,24} the reactivity ratios were calculated from the final copolymer composition F_{MATM2} and the Mayo-Lewis equation, using the least square method (see ESI†). The reactivity ratios calculated were $r_{MATM2} = 1.29$ and $r_{MMA} = 0.62$.

A r_{MATM2} value higher than unity reveals that the pMATM2' macroradical preferentially reacts with MATM2 monomers. Contrarily, an r_{MMA} value lower than unity reveals that the pMMA' macroradical also preferentially reacts with MATM2 monomers showing clearly the inductive effect of the silicon atom leading to the MATM2 macroradical more stable. As $r_{MATM2} > 1$ and $r_{MMA} < 1$, MATM2 monomers polymerized more rapidly than MMA, leading to a slight compositional heterogeneity in the synthesized statistical copolymers.

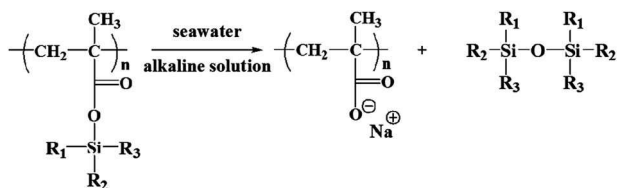
Characterization

Hydrolysis kinetics. Due to the structure of its monomer unit, pMATM2 was assumed to be hydrolyzable in seawater and alkaline media like more conventional poly(tri-alkylsilyl methacrylate)s used in self-polishing antifouling coatings³ (Scheme 4).

The hydrolysis kinetics of the pMATM2 homopolymer was investigated by *in situ* ¹H-NMR spectroscopy and compared to other hydrolyzable homopolymers based on tri-isopropylsilyl (meth)acrylate (TiPSi(M)A), *tert*-butyldimethylsilyl (meth)acrylate



Scheme 3 Statistical copolymerization of MATM2 and MMA by the RAFT process.



Scheme 4 Hydrolysis of tri-alkylsilyl methacrylic polymers in seawater and alkaline solution.

(TBDMSi(M)A), and tri-butylsilyl methacrylate (TBSiMA). All these hydrolyzable monomers were homopolymerized by CPDB-mediated RAFT polymerization with molar masses of *ca.* 10 000 g mol⁻¹ (data not shown).

Fig. 5 shows the evolution of the proportion of non-hydrolyzed monomer units for the six homopolymers evaluated. It reveals that pMATM2 can be hydrolyzed in alkaline media. In addition, a large range of hydrolysis kinetic rates were obtained depending on the structure of the hydrolyzable moiety. pTiPSiA and pTiPSiMA were almost non-hydrolyzed after 15 days at pH = 10. Intermediate hydrolysis rates were observed for pTBSiMA and pTBDMSiMA, whereas pTBDMSiA and pMATM2 were more easily hydrolyzed. There was a noteworthy difference in the hydrolysis kinetics of pTBDMSiMA and pTBDMSiA, revealing the effect on the hydrolysis kinetics of the methyl group of the methacrylate compared to the acrylate. For pTiPSiMA and pTiPSiA, the difference between hydrolysis kinetics was not significant taking into account the precision of ¹H-NMR analysis.

These hydrolysis kinetic studies demonstrated that pMATM2 homopolymers can be hydrolyzed like other poly(tri-alkylsilyl (meth)acrylate)s, therefore erosion properties like self-polishing coatings are expected for coatings based on MATM2 polymers. In addition, the effect of the alkyl group linked to the silicon atom was revealed in the case of poly(tri-alkylsilyl (meth)acrylate)s with a noteworthy steric hindrance of the tri-isopropyl moiety responsible for the low hydrolysis rates observed for pTiPSiMA and pTiPSiA.

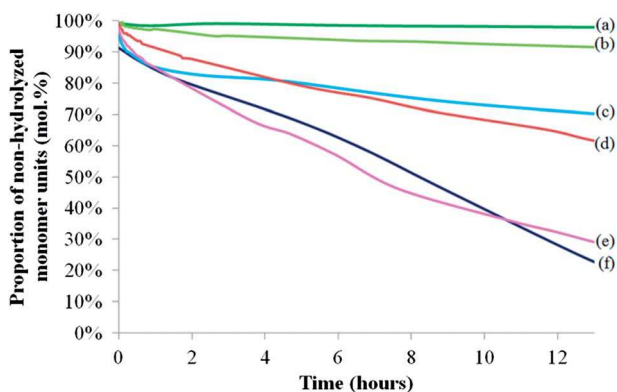


Fig. 5 Evolution of the proportion of non-hydrolyzed monomer units of several hydrolyzable homopolymer solutions in THF-d₈, at pH = 10: (a) pTiPSiA, (b) pTiPSiMA, (c) pTBDMSiMA, (d) pTBSiMA, (e) pMATM2, and (f) pTBDMSiA.

Thermal properties. The glass transition temperatures of the pMATM2 homopolymer and MATM2-containing statistical and diblock copolymers were investigated by DSC analysis. The results are shown in Table 3 and Fig. 6.

The DSC experiments were performed on purified polymer powders. Consequently, the statistical copolymers s30 and s50, which cannot be purified, were not analyzed by DSC. DSC analysis revealed that the T_g of the pMATM2 homopolymer was 5 °C, while the T_g of pMMA is generally reported around 100 °C. The theoretical T_g of statistical polymers can be estimated using the Fox equation²⁵ (eqn (4)):

$$\frac{1}{T_g^{\text{th,stat}}} = \frac{\omega_1}{T_{g,1}} + \frac{\omega_2}{T_{g,2}} \quad (4)$$

where ω_i is the weight fraction of the monomer unit i in the copolymer and $T_{g,i}$ is the T_g of a homopolymer of the monomer i . The DSC analysis of statistical copolymers resulted in a unique glass transition at around 65 and 57 °C for the copolymers s10 and s20, respectively. These T_g values are close to the theoretical values calculated using eqn (4). Meanwhile, two glass transitions at 7 °C and 73–84 °C can be detected for the pMATM2-*block*-pMMA diblock copolymers containing at least 30 mol% of MATM2. The two T_g s are close to the T_g s of each block which is characteristic of diblock copolymers composed

Table 3 Glass transition temperature values of diblock and statistical copolymers of MATM2 and MMA, and their homopolymers

Polymers	T_g^{expa} (°C)	$T_g^{\text{th,statb}}$ (°C)
pMATM2	5	
pMMA		100
s10	65	70
s20	57	52
b10		93
b20		100
b30	7	84
b50	7	73

^a Measured by DSC. ^b Calculated using eqn (4).

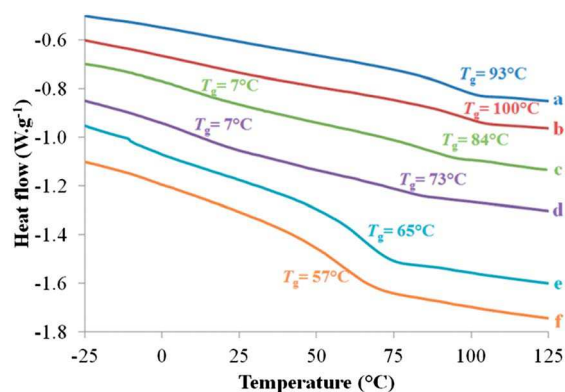


Fig. 6 DSC heating traces of pMATM2-*block*-pMMA copolymers (a) b10, (b) b20 (c) b30, (d) b50, and p(MATM2-*stat*-MMA) copolymers (e) s10 and (f) s20.

of two immiscible blocks. This demonstrates that microphase separation occurred in the bulk sample of the pMATM2-*block*-pMMA diblock copolymers. For diblock copolymers b10 and b20, the molar fraction of MATM2 was too low to detect the T_g associated with the pMATM2 block. Only one T_g relative to the pMMA block was detectable around 93–100 °C.

Contact angle analysis. Contact angle measurements were performed on coatings made from copolymer solutions in xylene, by the sessile drop technique by placing 1 μ L droplets of the test liquid. Static contact angles of deionized water, diiodomethane, and glycerol were measured at room temperature. The reported values are an average of five measurements on different regions of the same coating (Table 4). The polar and dispersive components of the surface energy were determined using the Owens Wendt method.⁹

Diblock copolymers exhibited higher contact angles than those measured for statistical copolymers, whatever the probe liquid used. They were hydrophobic with water contact angles closer to the values of standards of PDMS and FRC rather than the SPC standard. For diblock copolymers, the values of θ_w and θ_{gly} were close to 100° and little varied with the MATM2 content while the values of $\theta_{CH_2I_2}$ increased when the MATM2 increased. For statistical copolymers, the values of θ_w and $\theta_{CH_2I_2}$ increased with the MATM2 content but remained below those measured on diblock copolymer coatings. It is noteworthy that, in contrast to statistical copolymers, diblock copolymers exhibited a water contact angle of *ca.* 100°, even at low MATM2 content (10–20 mol%), which is much higher than the value measured on the pMMA homopolymer (\sim 80°).²⁶

Surface energies were calculated from the values of θ_w , θ_{gly} , and $\theta_{CH_2I_2}$, using the Owens-Wendt method.⁹ For all copolymers, the dispersive component γ_s^d was the major contribution of the total surface energy γ_s , and the contribution of the polar component γ_s^p was minimal (Fig. 7). Diblock copolymers exhibited a much lower surface energy (15–25 mJ m^{-2}) than statistical copolymers (28–38 mJ m^{-2}). Their surface energy was even lower than the surface energy of PDMS or FRC standards. For all the copolymers, the surface energy decreased when the content of MATM2 increased. Similar to contact

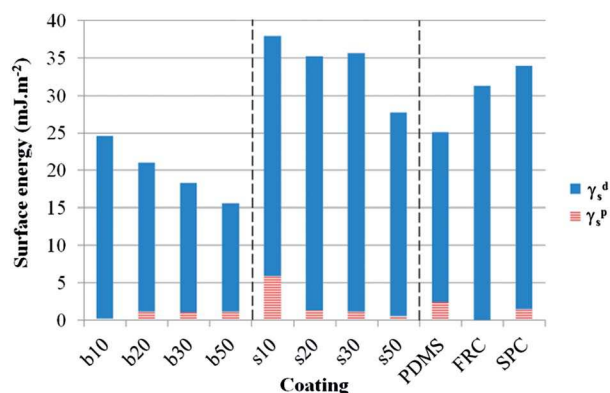


Fig. 7 Values of the surface energy γ_s (as the sum of a dispersive γ_s^d and a polar component γ_s^p) of pMATM2-*block*-pMMA diblock copolymer and p(MATM2-*stat*-MMA) statistical copolymer coatings, and standards of PDMS, FRC and SPC.

angles, a low proportion of MATM2 (10–20 mol%) in diblock copolymers was sufficient to considerably decrease the surface energy of the copolymers compared to a pMMA homopolymer ($\gamma_s = 40 \text{ mJ m}^{-2}$),²⁶ which was not the case for statistical copolymers. For diblock copolymers, γ_s values lower than the surface energy of the pMATM2 homopolymer (20 mJ m^{-2}) were even reached. This could be assigned to a specific surface organization of pMATM2 and pMMA phases at the surface of the coating.

Conclusions

This paper reports the first reversible addition–fragmentation chain transfer (RAFT) polymerization of bis(trimethylsiloxy) methylsilyl methacrylate (MATM2), an unconventional hydrolyzable monomer containing a siloxane group. Using 2-cyano-prop-2-yl dithiobenzoate (CPDB) or *S*-(2-cyano-prop-2-yl)-*S*-dodecyltrithiocarbonate (CTA-0610) as a chain transfer agent (CTA), the homopolymerization was shown to proceed with a first order kinetics and a linear evolution of molar mass *versus* conversion. Well-defined diblock and statistical copolymers with methyl methacrylate (MMA) were synthesized by CPDB-mediated RAFT polymerization, with controlled molar masses and low dispersities ($D_M < 1.15$). DSC analysis revealed the influence of the copolymer architecture on their thermal properties and a microphase separation in pMATM2-*block*-pMMA diblock copolymers. In addition, diblock copolymers exhibited a much lower surface energy than statistical copolymers. This low surface energy combined with the hydrolysis properties of pMATM2 make the pMATM2-*block*-pMMA diblock copolymers appropriate candidates for use as binders in FRC/SPC hybrid antifouling coatings.

Acknowledgements

The authors acknowledge the Direction Générale de l'Armement (DGA) for financial support and Marcel Vos (PPG Coatings Europe B.V.) for fruitful exchanges.

Table 4 Contact angles measured on coatings of pMATM2-*block*-pMMA and p(MATM2-*stat*-MMA) copolymers, and standards of PDMS, FRC and SPC

Coatings	θ_w (°)	θ_{gly} (°)	$\theta_{CH_2I_2}$ (°)
s10	71.1 ± 3.4	80.3 ± 4.9	41.1 ± 1.9
s20	89.1 ± 4.5	81.4 ± 10.8	45.8 ± 3.1
s30	93.8 ± 0.8	69.8 ± 2.3	53.5 ± 1.3
s50	97.1 ± 2.4	93.5 ± 2.8	57.2 ± 3.0
b10	102.2 ± 3.1	100.5 ± v	61.2 ± 4.5
b20	98.4 ± 1.1	99.1 ± 1.6	70.1 ± 1.5
b30	101.2 ± 1.4	102.6 ± 1.1	75.2 ± 0.8
b50	103.6 ± 0.7	106.2 ± 0.8	80.9 ± 0.8
PDMS standard	100 ^a		
FRC standard	105.5 ± 1.0	100.0 ± 1.7	51.4 ± 1.4
SPC standard	87.8 ± 0.8	82.2 ± 0.7	41.5 ± 2.7

^a Ref. 27.

Notes and references

- 1 C. Bressy, A. Margaillan, F. Fay, I. Linossier, and K. Réhel, in *Advances in Marine Antifouling Coatings and Technologies*, ed. C. Hellio and D. M. Y. Yebra, Woodhead Publishing, Cambridge, UK, 2009, pp. 445–491.
- 2 M. N. Nguyen, C. Bressy and A. Margaillan, *Polymer*, 2009, **50**, 3086–3094.
- 3 C. Bressy, M. N. NGuyen, B. Tanguy, V. G. Ngo and A. Margaillan, *Polym. Degrad. Stab.*, 2010, **95**, 1260–1268.
- 4 M. Lejars, A. Margaillan and C. Bressy, *Chem. Rev.*, 2012, **112**, 4347–4390.
- 5 M. Lejars, A. Margaillan and C. Bressy, *Polym. Chem.*, 2013, **4**, 3282–3292.
- 6 K. Matyjaszewski, in *Controlled Radical Polymerization*, ed. K. Matyjaszewski, American Chemical Society, Washington, DC, 1998, vol. 685, pp. 2–30.
- 7 *Handbook of RAFT Polymerization*, ed. C. Barner-Kowollik, 2008.
- 8 M. Destarac, *Macromol. React. Eng.*, 2010, **4**, 165–179.
- 9 D. K. Owens and R. C. Wendt, *J. Appl. Polym. Sci.*, 1969, **13**, 1741–1747.
- 10 M. Gillard and M. Plehiers, Hydrolysable binders and compositions. Patent EP1614722A1, 2006
- 11 G. Moad, E. Rizzardo and S. H. Thang, *Aust. J. Chem.*, 2006, **59**, 669–692.
- 12 G. Moad, E. Rizzardo and S. H. Thang, *Aust. J. Chem.*, 2009, **62**, 1402–1472.
- 13 G. Moad, E. Rizzardo and S. H. Thang, *Aust. J. Chem.*, 2012, **65**, 985.
- 14 M. N. Nguyen, C. Bressy and A. Margaillan, *J. Polym. Sci., Part A: Polym. Chem.*, 2005, **43**, 5680–5689.
- 15 G. Moad, J. Chiefari, Y. K. Chong, J. Krstina, R. T. A. Mayadunne, A. Postma, E. Rizzardo and S. H. Thang, *Polym. Int.*, 2000, **49**, 993–1001.
- 16 C. Barner-Kowollik, M. Buback, B. Charleux, M. L. Coote, M. Drache, T. Fukuda, A. Goto, B. Klumperman, A. B. Lowe, J. B. Mcleary, G. Moad, M. J. Monteiro, R. D. Sanderson, M. P. Tonge and P. Vana, *J. Polym. Sci., Part A: Polym. Chem.*, 2006, **44**, 5809–5831.
- 17 S. Perrier, C. Barner-Kowollik, J. F. Quinn, P. Vana and T. P. Davis, *Macromolecules*, 2002, **35**, 8300–8306.
- 18 P. Vana, T. P. Davis and C. Barner-Kowollik, *Macromol. Theory Simul.*, 2002, **11**, 823–835.
- 19 A. H. E. Müller, R. Zhuang, D. Yan and G. Litvinenko, *Macromolecules*, 1995, **28**, 4326–4333.
- 20 I. Uzulina, S. Kanagasabapathy and J. Claverie, *Macromol. Symp.*, 2000, **150**, 33–38.
- 21 K. Kubo, A. Goto, K. Sato, Y. Kwak and T. Fukuda, *Polymer*, 2005, **46**, 9762–9768.
- 22 M. Fineman and S. D. Ross, *J. Polym. Sci.*, 1950, **5**, 259–262.
- 23 T. Kelen and F. Tüdös, *J. Macromol. Sci., Part A: Pure Appl. Chem.*, 1975, **9**, 1–27.
- 24 F. Tüdös, T. Kelen, T. Földes-berezsich and B. Turcsányi, *J. Macromol. Sci., Part A: Pure Appl. Chem.*, 1976, **10**, 1513–1540.
- 25 T. G. Fox, *Bull. Am. Phys. Soc.*, 1956, **1**, 123.
- 26 S. Wu, *J. Polym. Sci., Part C: Polym. Symp.*, 1971, **34**, 19–30.
- 27 A. A. Al-Juhni and B.-M. Z. Newby, *Prog. Org. Coat.*, 2006, **56**, 135–145.